

Internal Handoff Grants Utility  
Oracle FLEXCUBE Investor Servicing

Release 14.5.3.0.0  
[February] [2022]



---

# Table of Contents

- 1. INTERNAL HANDOFF GRANTS UTILITY ..... 1-1
  - 1.1 INTRODUCTION ..... 1-1
  - 1.2 SETTING UP INTERNAL HANDOFFS GRANTS..... 1-1

# 1. Internal Handoff Grants Utility

## 1.1 Introduction

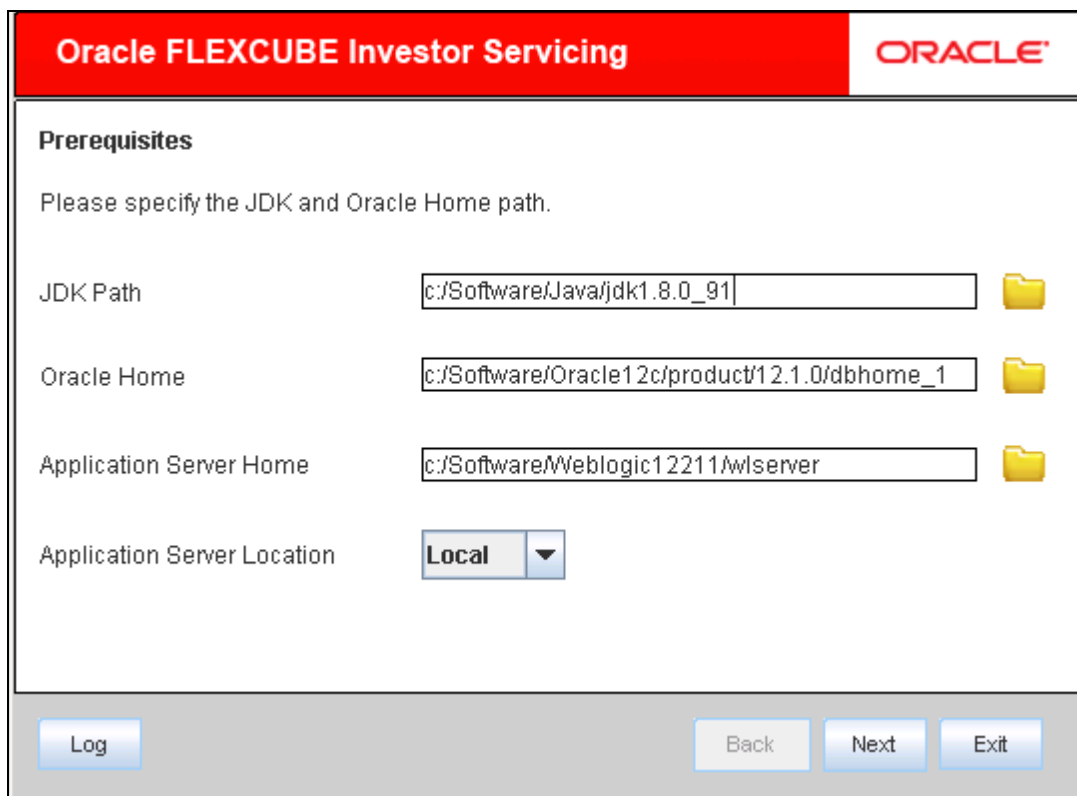
Fund Handoff and Dividend Handoff require grant to populate Fund Information and Dividend Information from AMC to Distributor Schema. To enable Internal Handoff feature, below steps to be followed to provide grants from Distributor LOB to AMC LOB Schema.

This chapter explains the steps to execute internal handoff grants using Oracle FLEXCUBE Investor Servicing Installer.

## 1.2 Setting up Internal Handoffs Grants

In order to execute cross schema scripts, follow the steps given below.

Start Oracle FLEXCUBE Investor Servicing Installer.



The screenshot shows the 'Oracle FLEXCUBE Investor Servicing' installer window. The title bar is red with the Oracle logo. The main content area is titled 'Prerequisites' and contains the instruction: 'Please specify the JDK and Oracle Home path.' There are four input fields with folder icons to their right: 'JDK Path' with the value 'c:/Software/Java/jdk1.8.0\_91', 'Oracle Home' with 'c:/Software/Oracle12c/product/12.1.0/dbhome\_1', 'Application Server Home' with 'c:/Software/Weblogic12211/wlserver', and 'Application Server Location' with a dropdown menu set to 'Local'. At the bottom, there are four buttons: 'Log', 'Back', 'Next', and 'Exit'.

Specify the following details:

### JDK Path

Specify the location of the JDK. You can use the directory button to browse to the JDK location.

### Oracle Home

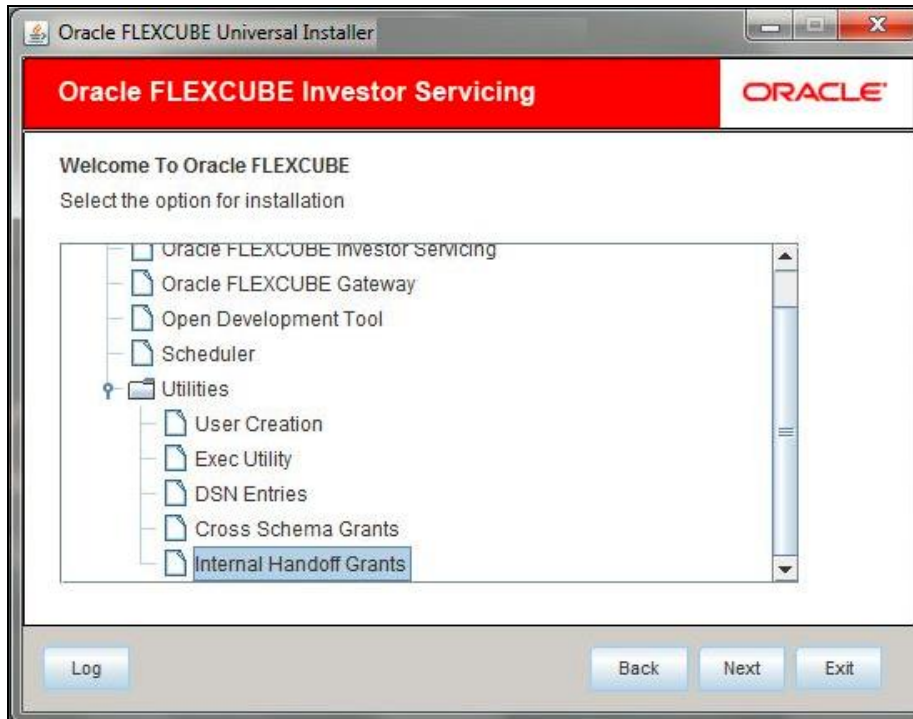
Specify the location of the Oracle Home installation. You can use the directory button to browse to the location.

## Application Server Home

Specify the location of the application server.

**Note:** In case any of the selected directories is incorrect, the Installer will display an appropriate error message. In that case, you need to correct the directory path and proceed.

Click 'Next'. The following screen is displayed.



Select 'Internal Handoff Grants' and click 'Next'. The following screen is displayed.

Oracle FLEXCUBE Universal Installer

**Oracle FLEXCUBE Investor Servicing** ORACLE

**Internal Handoff Grants Schema Details**

Target Schema

| Name                   | Value        |
|------------------------|--------------|
| Username               | installer    |
| Password               | ••••••••     |
| Service Name           | testdb       |
| IP Address             | 10.10.10.10  |
| Port                   | 1521         |
| TNS Connect Descriptor | testdb.world |

Specify the following schema details. This is the Schema on which scripts of other schema are to be executed.

**Target Schema**

Specify target schema name for grants to be executed.

**User Name**

Specify the user name to access the schema.

**Password**

Enter the schema password.

**Service Name**

Provide service name of Database.

**TNS Connect Descriptor**

Specify a valid connect string that contains the details for database connectivity.

**IP Address**

Specify the IP address of the system where the database schema is installed.

**Port**

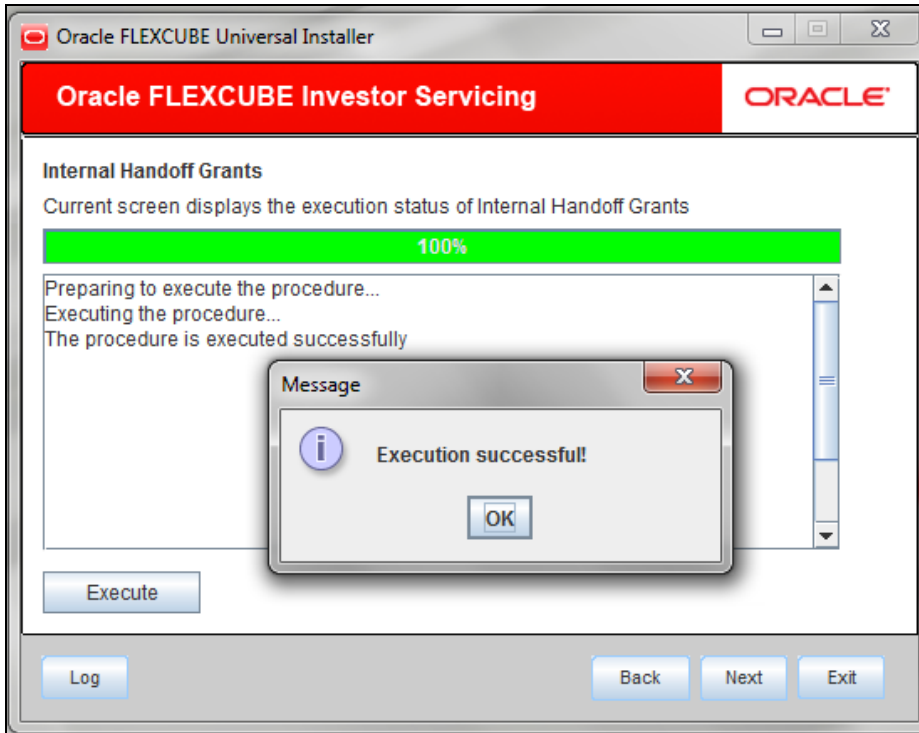
Specify the port number.

Once you have entered the details, you can test the database schema connection using 'Test Connection' button.

**Note:**

- If the connection is established, the installer displays a message 'Connection Successful'.
- If there is an error in establishing the connection, the system displays the message 'Invalid DB Credentials'.
- If the TNS entry is not proper, the installer displays the message 'TNS entries are not proper'.

After testing the connection successfully, click 'Next'. The following screen is displayed.



Click Execute to execute the Internal Handoff Grants.



Internal Handsoff Grants  
[February] [2022]  
Version 14.5.3.0.0

Oracle Financial Services Software Limited  
Oracle Park  
Off Western Express Highway  
Goregaon (East)  
Mumbai, Maharashtra 400 063  
India

Worldwide Inquiries:  
Phone: +91 22 6718 3000  
Fax:+91 22 6718 3001  
[www.oracle.com/financialservices/](http://www.oracle.com/financialservices/)

Copyright © [2007], [2022], Oracle and/or its affiliates.

Oracle and Java are registered trademarks of Oracle and/or its affiliates. Other names may be trademarks of their respective owners.

**U.S. GOVERNMENT END USERS:** Oracle programs (including any operating system, integrated software, any programs embedded, installed or activated on delivered hardware, and modifications of such programs) and Oracle computer documentation or other Oracle data delivered to or accessed by U.S. Government end users are "commercial computer software" or "commercial computer software documentation" pursuant to the applicable Federal Acquisition Regulation and agency-specific supplemental regulations. As such, the use, reproduction, duplication, release, display, disclosure, modification, preparation of derivative works, and/or adaptation of i) Oracle programs (including any operating system, integrated software, any programs embedded, installed or activated on delivered hardware, and modifications of such programs), ii) Oracle computer documentation and/or iii) other Oracle data, is subject to the rights and limitations specified in the license contained in the applicable contract. The terms governing the U.S. Government's use of Oracle cloud services are defined by the applicable contract for such services. No other rights are granted to the U.S. Government.

This software or hardware is developed for general use in a variety of information management applications. It is not developed or intended for use in any inherently dangerous applications, including applications that may create a risk of personal injury. If you use this software or hardware in dangerous applications, then you shall be responsible to take all appropriate failsafe, backup, redundancy, and other measures to ensure its safe use. Oracle Corporation and its affiliates disclaim any liability for any damages caused by use of this software or hardware in dangerous applications.

This software and related documentation are provided under a license agreement containing restrictions on use and disclosure and are protected by intellectual property laws. Except as expressly permitted in your license agreement or allowed by law, you may not use, copy, reproduce, translate, broadcast, modify, license, transmit, distribute, exhibit, perform, publish or display any part, in any form, or by any means. Reverse engineering, disassembly, or decompilation of this software, unless required by law for interoperability, is prohibited.

The information contained herein is subject to change without notice and is not warranted to be error-free. If you find any errors, please report them to us in writing.

This software or hardware and documentation may provide access to or information on content, products and services from third parties. Oracle Corporation and its affiliates are not responsible for and expressly disclaim all warranties of any kind with respect to third-party content, products, and services. Oracle Corporation and its affiliates will not be responsible for any loss, costs, or damages incurred due to your access to or use of third-party content, products, or services.